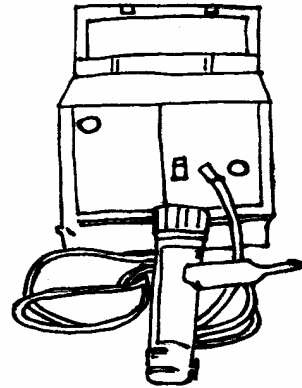


## Nebulizer Treatments

A nebulizer, “neb machine”, turns medicine into a mist that can be inhaled into the lungs. Often medicines can be mixed together in a nebulizer. Check with your doctor or a pharmacist about mixing medicines.

### Set up the Nebulizer:

1. Set machine on level surface
2. Plug the machine into an electrical outlet, if needed
3. Wash your hands with soap and water
4. Assemble equipment
5. Put the medicine in the nebulizer cup

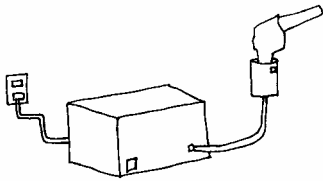


### Giving a Treatment:

1. Have the person sit in an upright position
2. Put the mouthpiece in the mouth, between teeth, and close the lips (If using a mask, cover mouth and nose with the mask)
3. Turn the machine on
4. Keep the nebulizer medicine cup in an upright position
5. Take slow, deep breaths through mouthpiece (When using mask, encourage breathing through

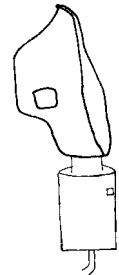
mouth, if possible)

6. Hold each breath for 10 seconds, then exhale slowly through the mouthpiece
7. The treatment is done when all the medicine is used and no mist can be seen (You may need to tap the side of the medicine cup during treatment)
8. Wash face if using a mask to prevent rash



### Cleaning and Storage:

1. Disassemble parts
2. Set tubing aside
  - Do not soak, wash, or rinse tubing. Replace if it becomes cloudy, discolored, or wet inside
3. Rinse in warm water
4. Let all pieces air-dry on a paper towel
5. When completely dry, store pieces in a plastic bag or container



### Disinfect Once per Week:

1. Soak medicine cup, t-piece, mouthpiece, and mask in ½ strength vinegar for at least 10 minutes, but preferably overnight
2. Rinse with water
3. Air-dry completely on a paper towel
4. When completely dry, store pieces in a plastic bag or container

### Care of the Machine:

- Wipe with a damp cloth, as needed.
- Check filter monthly. Change the filter every 6 months or sooner if discolored.
- Nebulizer medicine cups should be replaced every month.
- The compressor is usually serviced every 5 years. Follow the product warranty.