

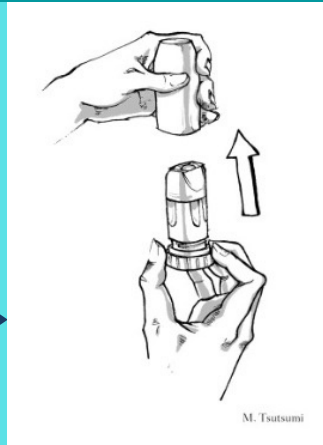
USING A PULMICORT FLEXHALER® TWIST, CLICK, INHALE

Flexhalers® deliver long-term control medicines to the airways. Remember to use it every day, even when you feel good. This medicine works slowly, over several weeks, to get rid of swelling and mucus, and then it works to keep it from coming back.

***Long-term controllers do not help asthma flare-ups.

1: OPEN

Hold the Flexhaler® upright and remove the cap.



Twist the bottom to the right, then back to the left until it clicks.



2: GET READY

Breathe out.



Place your teeth around the mouthpiece, then seal your lips over your teeth.

3: TAKE THE DOSE

Breathe in deeply and quickly through the Flexhaler®.

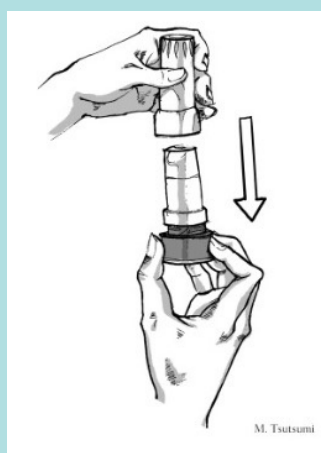


Hold your breath for 10 seconds.



4: STORE THE FLEXHALER®

Breathe out naturally.

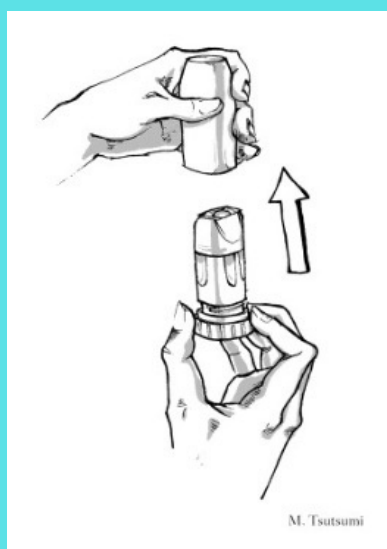


Close the Flexhaler®.

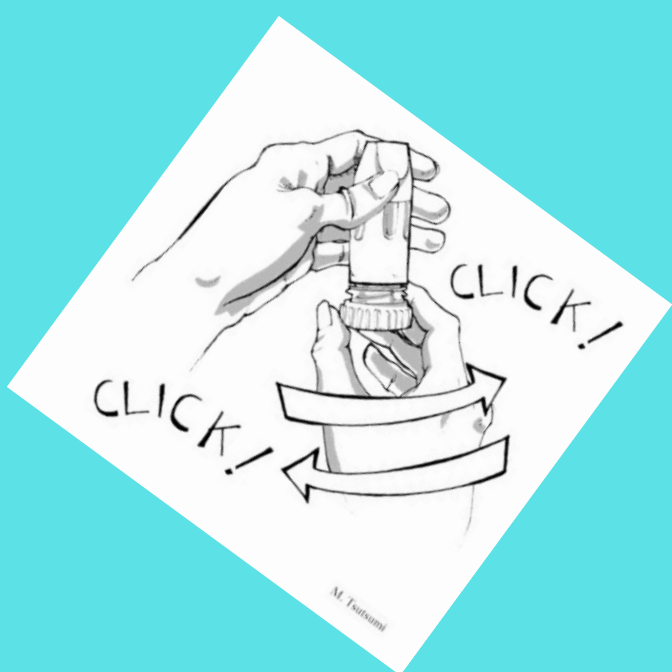
PRIMING THE PULMICORT FLEXHALER®

Each time you pick up a new Flexhaler®, you need to "PRIME" it before using!

Follow the steps below before using each new Flexhaler® for the first time.

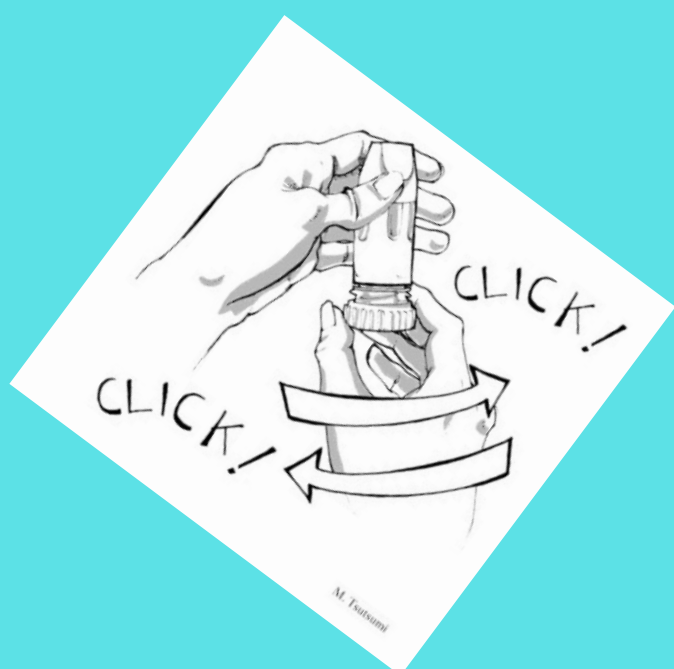


1: OPEN THE FLEXHALER®



2: TWIST AND CLICK!

Hold upright.
Twist the bottom to the right,
then back to the left
until it clicks.



3: TWIST AND CLICK!

One more time:
Twist the bottom to the right,
then back to the left
until it clicks.