

# NEBULIZER

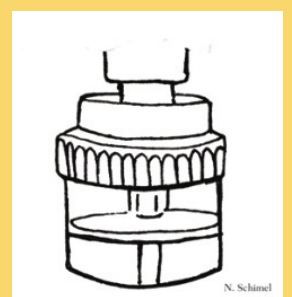


# MASK

A nebulizer turns medicine into a mist that you can breathe deeply into your airways. Nebulizers are used when a person with asthma has trouble using a metered dose inhaler. Some medicines can be mixed together in a nebulizer - check with your doctor.

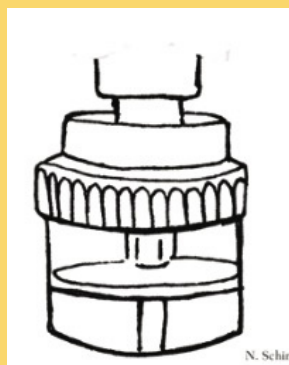
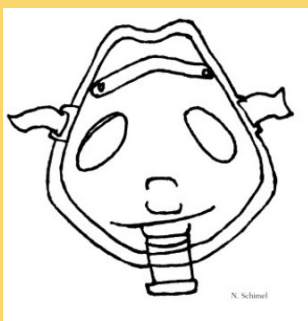
## 1: PREP MEDS

Put the medicine in the nebulizer cup and attach the cap.




## 2: JOIN PIECES

Put T-piece on top of nebulizer cup. Attach the mouthpiece on one end of the T-piece and the wrinkled tube at the other end of the T-piece.



## 3: ATTACH TUBES

Attach one end of the clear, skinny tube to the bottom of the nebulizer cup and the other end to the nebulizer machine.




## 4: GET STARTED

Have the person sit straight up.

Cover the nose and mouth with the mask and use the head strap.

Turn the machine on.



Encourage slow breathing through the mouth - open the mouth inside the mask. The treatment is done when all the medicine is gone and there is no more mist. Tap the side of the medicine cup to force all the medicine through.

# AFTER USING A NEBULIZER + MASK

## WASH FACE, RINSE AND SPIT



## CLEAN & DISINFECT

**Do not soak, wash or rinse the skinny tubing or the machine!**

**Clean after every use:** Wash the medicine cup and mask in soapy water.

**Rinse with water and air dry**

**Disinfect monthly:** Mix 1 cup vinegar and 1 cup water.

**Soak the medicine cup and mask overnight.**

**Rinse with water and air dry.**

## CARE FOR THE MACHINE

**Wipe with a damp cloth as needed**

**Check the filter every month and change it when it becomes discolored.**

**Send the machine to be serviced every 5 years.**