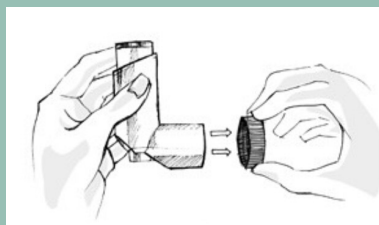


USE AN INHALER WITH A SPACER

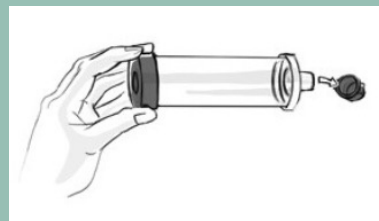


Pump a new inhaler 4 times into the air before using. Check directions: most inhalers need to be pumped into the air if not used for several days.


Spacers help get more medicine into the airways! Always use one!



Remove caps.



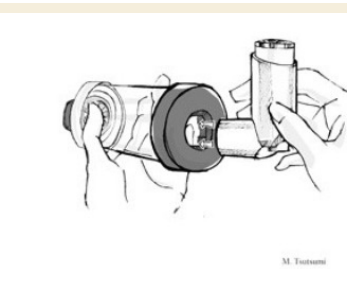
**1
GET
READY!**



**Stand up tall or
sit up straight!**



**Shake the
inhaler 10
times.**

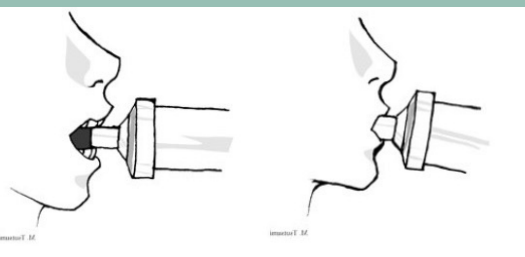


**Attach the
inhaler to the
spacer.**

**2
GET
SET!**



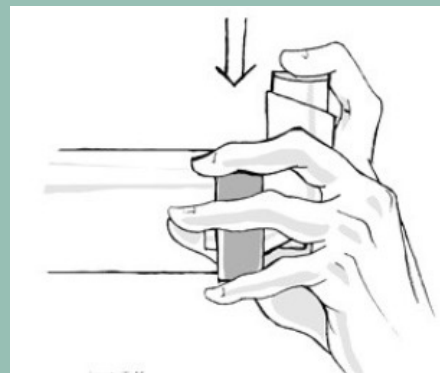
**Breathe out
naturally.**



**Bite the spacer
mouthpiece, then close
your lips to make a seal.**

**3
PUFF!**

**Press down once
on the inhaler.**



**Inhale slowly, counting:
1, 1000
2, 1000
3, 1000
until your lungs are full**

**4
INHALE!**



**Take the
spacer out.**



**Hold your breath
and count to 10!**

**5
HOLD,
EXHALE!**



Exhale.

Repeat all steps for each puff you are supposed to take!

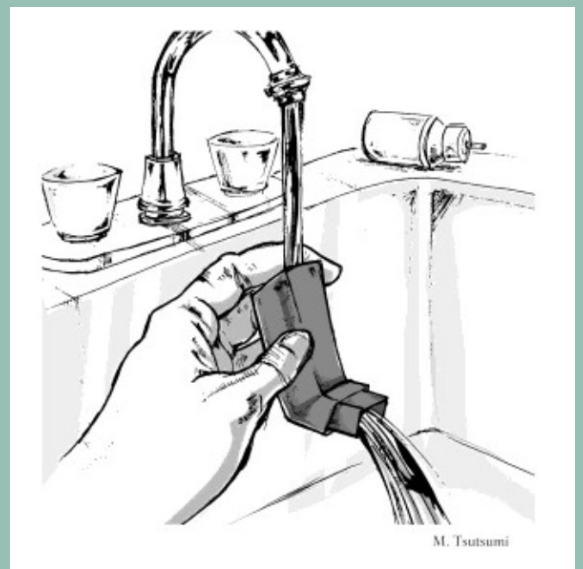
AFTER USING AN INHALER WITH A SPACER

RINSE



SPIT

IF NEEDED, REMOVE THE CANISTER AND RINSE THE PLASTIC HOLDER



LET DRY OVERNIGHT OR COMPLETELY BEFORE PUTTING BACK TOGETHER

