

USE AN INHALER WITH A SPACER & MASK

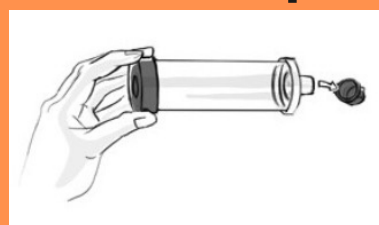


Pump a new inhaler 4 times into the air before using. Check directions: most inhalers need to be pumped into the air if not used for several days.

Spacers help get more medicine into the airways! Always use one!



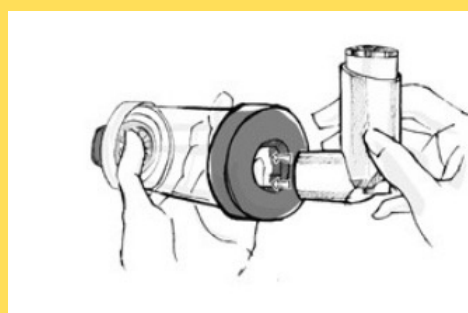
Remove caps.



**1
GET
READY!**

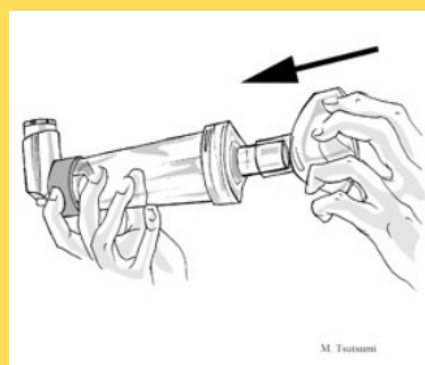


**Stand up tall or
sit up straight!**



**Attach the
inhaler to the
spacer.**

**2
GET
SET!**



**Attach the mask
to the spacer.**

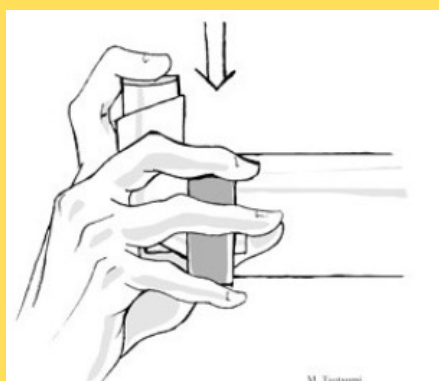


**Shake the
inhaler 10 times.**

**3
MASK
UP!**



**Place the mask
around the nose and
mouth to make a seal.**



**Press down once
on the inhaler.**

**4
PUFF!**



**Breathe in and out
6 to 10 times.**


**Repeat all steps for each puff you are
supposed to take!**

AFTER USING AN INHALER WITH A SPACER & MASK

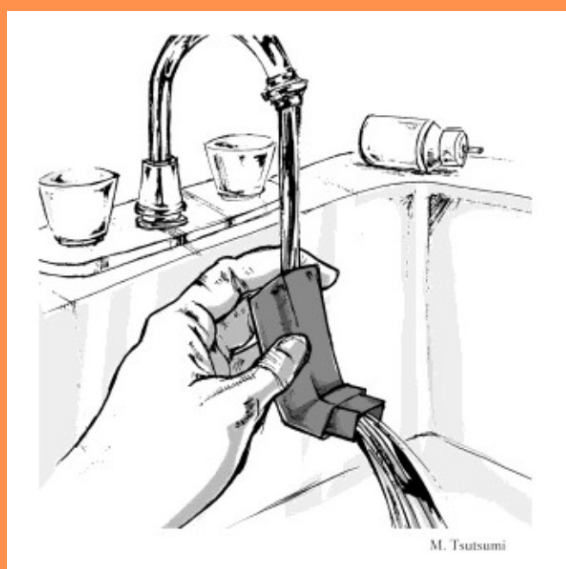
**WASH
FACE**



**RINSE
&
SPIT**



**IF NEEDED, REMOVE
THE CANISTER AND
RINSE THE PLASTIC
HOLDER**



**LET DRY OVERNIGHT
OR COMPLETELY
BEFORE PUTTING BACK
TOGETHER**

